

ECLIPSE SMART-HEAT™ PORTABLE

Dim the lights and turn up the heat with our Eclipse Smart-Heat™ Electric Portable heater. Featuring a striking, elegant design, this powerful heater will bring both warmth and light to design-focused outdoor spaces.

PRECISE CONTROL

Accurately adjust the heat output (0/33/66/100%) for complete control over the level of comfort.

CERAMIC FASCIA

Spreads heat evenly across any area while minimising light emission from the heating element.

DIMMABLE LIGHT

Complete flexibility over level of brightness for the right amount of ambience.

PREMIUM CONSTRUCTION

Premium, corrosion-resistant, double-coated steel to ensure longevity of use and aesthetic appeal for years to come.

UNIQUE DESIGN

Elegantly understated design that complements any design-focused outdoor environment.

FLEXIBILITY OF USE

Stable base unit with wheels for easy manoeuvrability and flexibility over location.

SPECIFICATIONS

Reference the specification guide below to help you select the correct solution for your needs.

MODEL NUMBER

PRODUCT CODE	2620611-1
FUEL TYPE	ELECTRIC (3000W)
COLOUR	MATTE BLACK
MATERIAL (HEATER HEAD)	PREMIUM COATED 304 STAINLESS STEEL
MATERIAL (FREESTANDING FRAME)	PREMIUM, DOUBLE COATED STEEL
HEAT AREA	11M ²
LED COLOUR	WARM WHITE - DIMMABLE
LED TEMPERATURE	3000K
LED LUMENS	216.6
RATED CURRENT & VOLTAGE	220-240 V - A.C. - 50-60 HZ
MINIMUM FLOOR CLEARANCE	2000MM

MOUNTING OPTION

FREESTANDING	✓
--------------	---

CONTROL OPTIONS

DIMMER CONTROL	INCLUDED
MASTER REMOTE ECLIPSE*	2620662-1 (OPTIONAL)

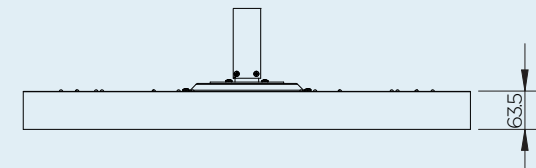
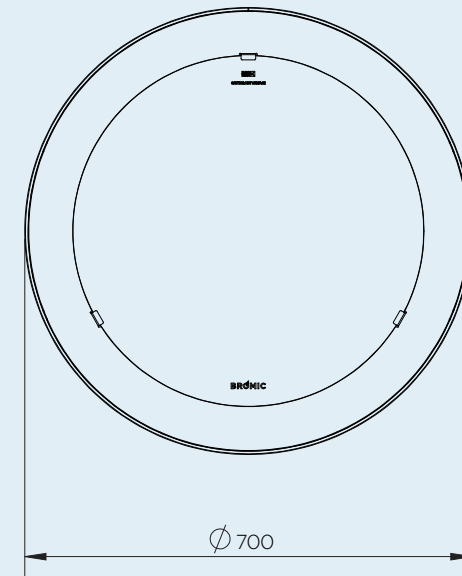
*Control up to six zones of heaters with unlimited heaters per zone from a single remote. Dimmer control required.

Measurements displayed within this document are minimum requirements for installation. Bromic takes no responsibility for incorrect or non-compliant installations. All measurement in this document are displayed in mm.

DIMENSIONS

With a wide range of sizes available, find the ideal heater to suit your outdoor space.

PRODUCT MEASUREMENTS

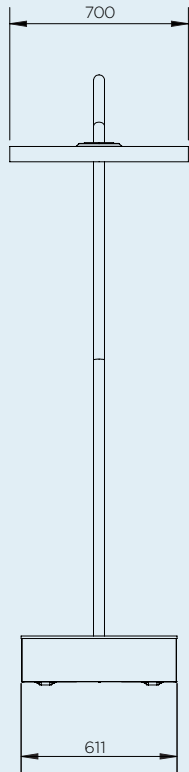


CLEARANCE

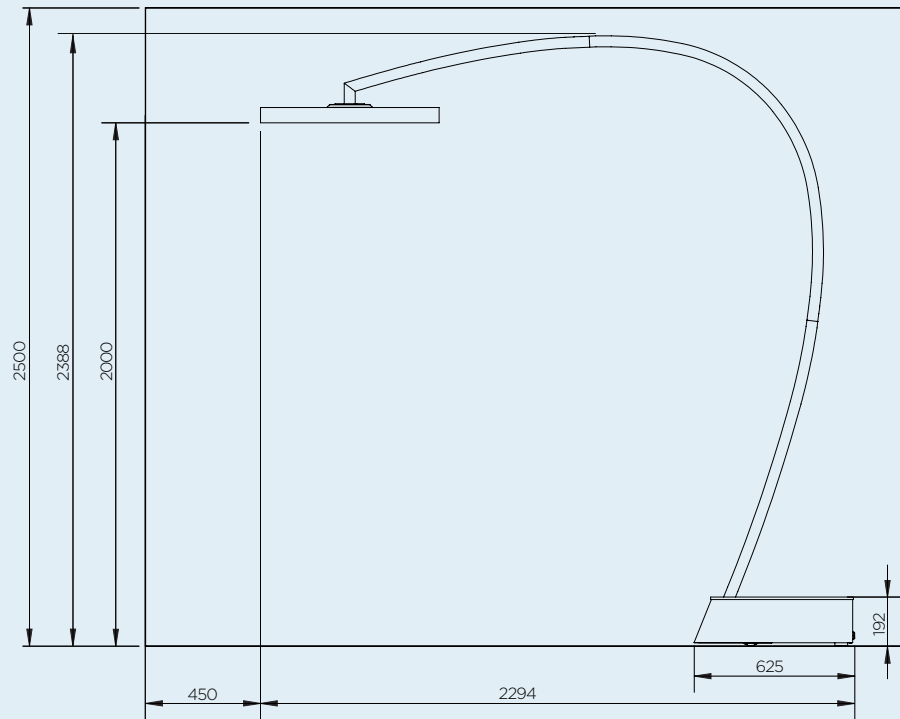
With a wide array of mounting options, Bromic offers solutions to compliment any décor and provide functionality for ambiance and comfort.

FREESTANDING

FRONT VIEW



CEILING & WALL CLEARANCE



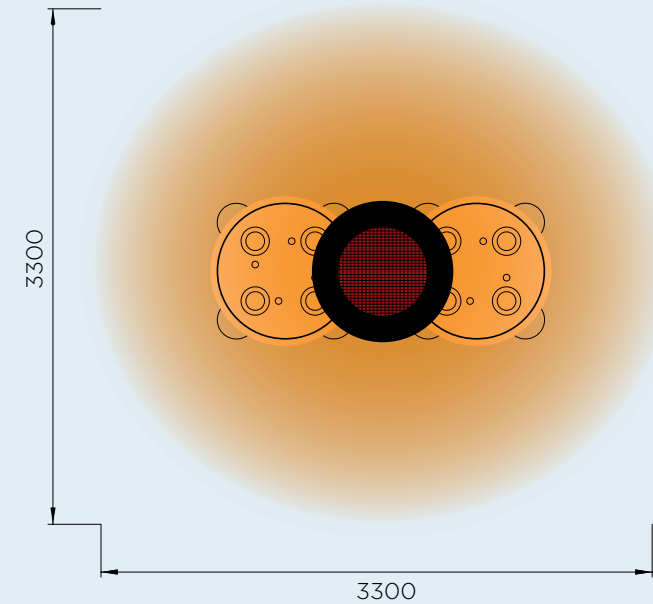
HEATING REACH

Creating ideal comfort levels, Bromic heaters offer a variety of heat distribution options to suit your outdoor heating needs.

HEAT AREAS

3000W SERIES

HEATING APPROXIMATELY 11M²
3000W HEATING POWER



*HEAT AREA DEPENDENT ON AMBIENT TEMPERATURE AND WIND. OPTIMUM CONDITIONS EXPERIENCED AT APPROX 15.5°C AND IN A LOW WIND COVERED ENVIRONMENT.



EXTEND YOUR COMFORT OUTDOORS
WITH THE SUPERIOR HEAT AND
AWARD-WINNING DESIGN OF OUR
SMART-HEAT™ OUTDOOR HEATERS.

BROMIC.COM

ASIA PACIFIC | NORTH AMERICA | EUROPE

Bromic pursues a policy of continuing improvement in design and performance of its products. The right is therefore reserved to vary specifications without notice.